

## PMEX UPDATE (Evening)

Commodities	Signal	Entry	Stop loss	Target 1	Target 2
Crude Oil - WTI	BUY	76.37	75.48	77.26	77.44
Gold	SELL	1,809.00	1,820.00	1,798.00	1,791.00
Silver	SELL	22.900	23.15	22.650	22.350
Platinum	SELL	964.34	979.68	949.00	944.00
Copper	SELL	4.408	4.437	4.379	4.353
Natural Gas	BUY	3.813	3.736	3.890	3.990

Indices	Signal	Entry	Stop loss	Target 1	Target 2
Dow Jones	BUY	36,560.00	36,420.00	36,700.00	36,750.00
S&P 500	BUY	4,797.00	4,784.00	4,810.00	4,821.00
NASDAQ 100	BUY	16,520.00	16,470.00	16,570.00	16,637.00

Currencies	Signal	Entry	Stop loss	Target 1	Target 2
USD-JPY	BUY	115.810	115.700	115.920	116.000
EUR-USD	SELL	1.1300	1.1308	1.1292	1.1287
GBP-USD	BUY	1.3500	1.3479	1.3521	1.3533

Minimum Lot	Total Price	Margin	Investment	Profit 1	Return 1	Profit 2	Return 2
10 Barrel	134,801	4.97%	6,700	1,462	21.82%	1,787	26.67%
1 Ounce	319,307	3.41%	10,900	1,778	16.32%	3,014	27.65%
10 Ounce	40,421	8.41%	3,400	387	11.38%	916	26.95%
5 Ounce	851,078	5.55%	47,200	13,130	27.82%	18,359	38.90%
1000 Pounds	778,056	3.78%	29,400	4,812	16.37%	9,524	32.40%
1000 MMBTU	673,033	8.51%	57,300	13,183	23.01%	30,834	53.81%

Minimum Lot	Total Price	Margin	Investment	Profit 1	Return 1	Profit 2	Return 2
Index Level	6,453,206	2.28%	147,200	24,059	16.34%	32,884	22.34%
Index Level	846,718	2.30%	19,500	2,213	11.35%	4,155	21.31%
Index Level	2,915,945	2.70%	78,600	8,662	11.02%	20,488	26.07%

Minimum Lot	Total Price	Margin	Investment	Profit 1	Return 1	Profit 2	Return 2
10,000 Units	1,760,312	0.89%	15,600	1,797	11.52%	3,013	19.31%
10,000 Units	1,994,563	0.94%	18,800	1,537	8.18%	2,420	12.87%
10,000 Units	2,382,885	1.15%	27,300	3,832	14.04%	5,950	21.79%

## Major Headlines

### Oil Up, but Moves Small as Investors Await OPEC Meeting

Oil was up on Tuesday morning in Asia, but moves were small ahead of a major producers' meeting to discuss plans to add supply in February 2022. Meanwhile, the fuel demand outlook remained optimistic as the rising number of COVID-19 cases globally has yet to spark tightened restrictive measures in the biggest fuel-consuming countries. [see more...](#)

### Gold Up Over Omicron Curbs, but Gains Capped by U.S. Interest Rate Hike Bets

Gold was up on Tuesday morning in Asia, with investors turning to the safe-haven asset as rising numbers of COVID-19 cases globally led to some countries tightening restrictive measures short of a lockdown. However, rising U.S. Treasury yields and interest rate hikes bets kept the yellow metal's gains small. [see more...](#)

### S&P 500, Dow hit record highs on 1st trading day of 2022

NEW YORK, Jan 3 (Reuters) - The S&P 500 (.SPX) and Dow Jones Industrial Average (.DJI) posted closing record highs on the first trading day of the year on Monday, helped by gains in Tesla Inc (TSLA.O) and bank shares. Apple Inc (AAPL.O) became the first company to hit a \$3 trillion market capitalization but ended the day slightly below that. [see more...](#)

### USD/JPY Price Analysis: Extends the rally to five-year highs, closes in on 116.00

USD/JPY is sitting at the highest levels since January 2017, fast-approaching the 116.00 mark, as the US dollar sees a renewed buying interest across the board in Asian trading. The major continues to draw support from the recent strength in the US Treasury yields across the curve, as investors price [see more...](#)

### EUR/USD Price Analysis: Bears eye 1.10 the figure for the start of the year

EUR/USD has been in a long-term downtrend since the middle of 2021. For the weeks ahead, there is a bias towards 1.10 and the following illustrates this in a top-down analysis. The weekly chart has made a significant retracement to test the vicinity of 50% mean reversion. This leaves the focus [see more...](#)

### GBP/USD pares the biggest daily losses in two weeks

GBP/USD seesaws around 1.3480 during the initial Asian session on Tuesday. The cable pair dropped the most in two weeks while stepping back from early November highs the previous day. Even so, the quote remains between the 50-DMA and 100-DMA, suggesting further sideways momentum. [see more...](#)

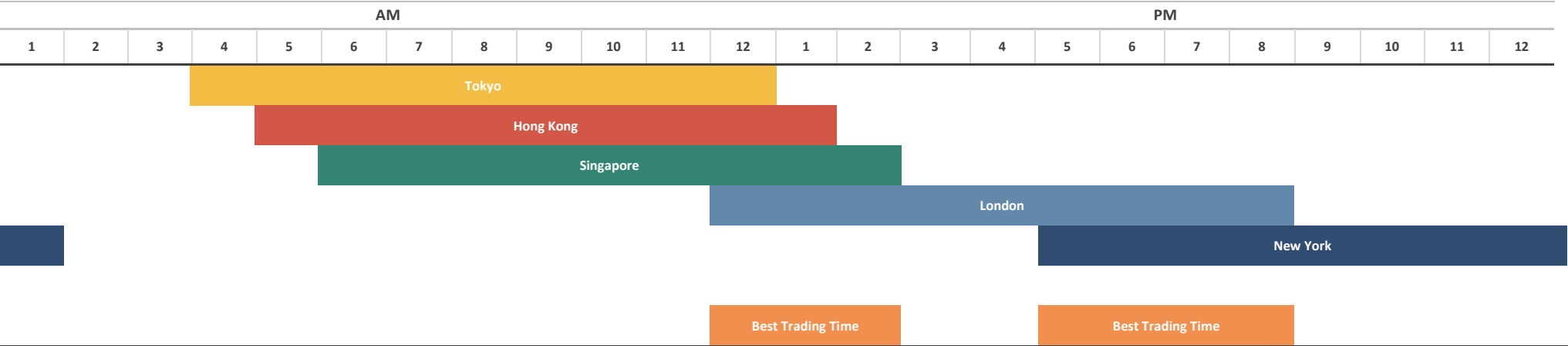
## ECONOMIC CALENDAR

Event	Dates	Time	Currency	Importance	Actual	Forecast	Previous
New Zealand - New Year's Day	04-Jan-22	All Day		Holiday			
Caixin Manufacturing PMI (Dec)	04-Jan-22	6:45:00 AM	CNY	High Volatility	50.9	50	49.9
German Unemployment Change (Dec)	04-Jan-22	1:55:00 PM	EUR	High Volatility	-23K	-15K	-34K
Manufacturing PMI (Dec)	04-Jan-22	2:30:00 PM	GBP	High Volatility	57.9	57.6	58.1
ISM Manufacturing PMI (Dec)	04-Jan-22	8:00:00 PM	USD	High Volatility		60.1	61.1
JOLTs Job Openings (Nov)	04-Jan-22	8:00:00 PM	USD	High Volatility			11.033M

Source: Investing.com

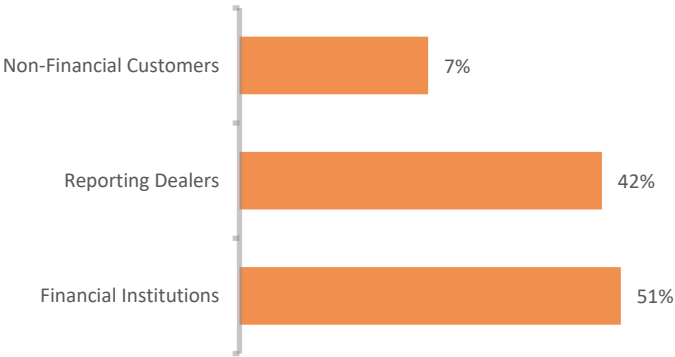
# FOREX MARKET'S STATISTICS

Forex Market Hours

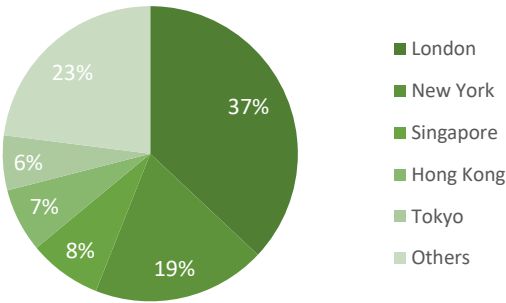


Note: This chart shows the normal forex trading times of all the major forex trading centers across the globe in Pakistan Standard Time.

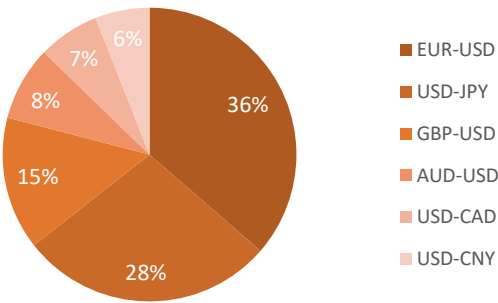
Forex Turnover by Counterparty



Markets' Share in Total Forex Turnover



Most Traded Currency Pairs



Sources: ACPL Research, Forexmarkethours, Dailyfx, Ig

# DISCLAIMER

This report has been prepared by Abbasi and Company (Private) Limited and is provided for information purposes only. Abbasi and Company (Private) Limited (ACPL) is engaged in brokerage business of commodities futures in Pakistan and to provide the trading/ execution facility on Pakistan Mercantile Exchange (PMEX). There is risk of loss in trading in derivatives (futures). The author, directors and other employees of Abbasi and Company (Private) Limited and its affiliates cannot be held responsible for any loss in trading. Futures; futures on margin carries a high level of risk and may not be suitable for all investors. The high degree of leverage can work against the investor/ traders. Before deciding to invest in Commodity derivatives, you should carefully consider your investment objectives, level of experience, and risk appetite. The possibility exists that you could sustain a loss of some or all of your initial investment and therefore you should not invest money that you cannot afford to lose. You should be aware of all the risks associated with futures trading in commodities and other financial products. We take no responsibility for any loss made in investment on any instruments through us. In any event Abbasi and Company (Private) Limited, its affiliates, agents will not be liable to anyone for any decision made or action taken for investment/ trading. Abbasi and Company (Private) Limited, its affiliates, directors and employees cannot be held responsible for any loss in trading due to any problem in connectivity; failure of system; technical problem in the software or any other reason whatever.

All the reports/ recommendations/ trading calls/ opinions are advisory in nature and contains the opinions of the author, which are not to be construed as investment advices. The author, directors and other employees of Abbasi and Company (Private) Limited and its affiliates cannot be held responsible for the accuracy of the information presented herein or for the results of the positions taken based on the opinions expressed in the reports/ views from Abbasi and Company (Private) Limited. All the views/ recommendations/ trading calls and opinions are based on the information, which are believed to be accurate and no assurance can be given for the accuracy of these information.

Derivatives trading involve substantial risk. The valuation of the underlying may fluctuate, and as a result, clients may lose their entire original investment. In no event should the content of this research report be construed as an express or an implied promise, guarantee or implication by, or from, Abbasi and Company (Private) Limited that you will profit or that losses can, or will be, limited in any manner whatsoever. Past results are no indication of future performance. The information provided in this report is intended solely for informative purposes and is obtained from sources believed to be reliable. Information is in no way guaranteed. No guarantee of any kind is implied or possible where projections of future conditions are attempted. Investments in securities market are subject to market risks, read all the related documents carefully before investing.

All rights reserved by Abbasi and Company (Private) Limited. This report or any portion hereof may not be reproduced, distributed, or published by any person for any purpose whatsoever. Nor can it be sent to a third party without prior consent of Abbasi and Company (Private) Limited. Action could be taken for unauthorized reproduction, distribution, or publication.

The research analyst, primarily involved in the preparation of this report, certifies that (1) the views expressed in this report accurately reflect his/her personal views about the subject commodity/index /currency pair and (2) no part of his/her compensation was, is or will be directly or indirectly related to the specific recommendations or views expressed in this report.

## DISCLOSURE

Following exchange rates are used to convert investment and profit values:

- USD/PKR: 176.51
- JPY/PKR: 1.52

To arrive at our Target Price, Abbasi & Company (Private) Limited uses following methods:

- Technical Analysis
- Fundamental Analysis

Furthermore, profit and returns are inclusive of all expenses including PMEX Fee, ACPL Fee & Sales Tax

## RESEARCH DISSEMINATION POLICY

Abbasi & Company (Private) Limited endeavors to make all reasonable efforts to disseminate research to all eligible clients in a timely manner through either physical or electronic distribution such as email, fax mail etc. Nevertheless, all clients may not receive the material at the same time.

### PREPARED BY

Muhammad Ahmed  
Phone: (+92) 42 38302028  
Ext: 118  
Email: mahmed@abbasiandcompany.com

### RESEARCH DEPARTMENT

6 - Shadman, Lahore  
Phone: (+92) 42 38302028; Ext: 116, 117  
Email: research@abbasiandcompany.com  
web: www.abbasiandcompany.com

### HEAD OFFICE

6 - Shadman, Lahore  
Phone: (+92) 42 38302028  
Email: support@abbasiandcompany.com  
web: www.abbasiandcompany.com

### BRANCH OFFICE

42 - Mall Road, Lahore  
Phone: (+92) 42 38302028 - 37320707  
Email: support@abbasiandcompany.com  
web: www.abbasiandcompany.com